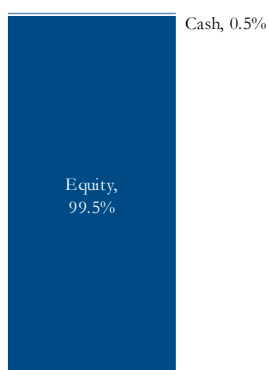


Portfolio data as of June 30, 2010

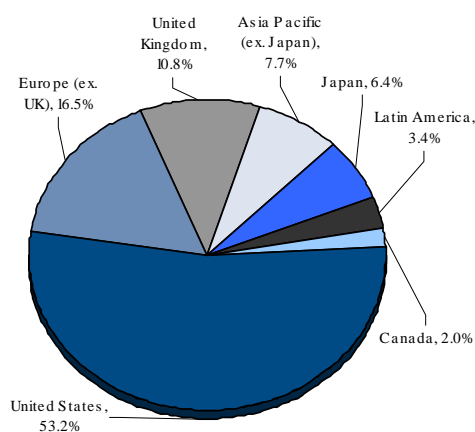
Mandate Characteristics

Inception Date: October 2006
 Asset Class: Global Equity
 Total Assets: \$29.9 Million
 Portfolio Manager: Signature Global Advisors
 Benchmark: S&P Global (CAD\$)

Asset Allocation



Regional Asset Allocation



CI Signature Global Equity Portfolio

(Available on a pooled or segregated basis)

Investment Objective

The objective of the product is to seek capital appreciation over the long-term by investing in a well-diversified mix of U.S. and international equities.

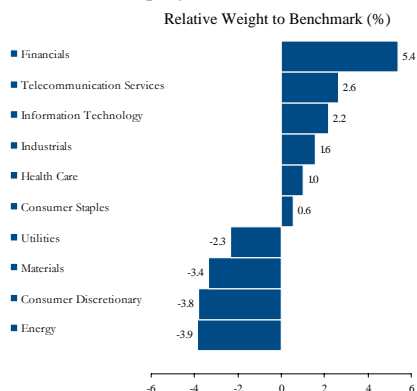
Commentary as at June 30, 2010

The current economic recovery is being characterized by a continued tug of war between the forces of growth on one side and fiscal restraint on the other. The pro-growth side has gained ground in recent quarters with equity market gains, but was dragged through the mud in the second quarter of 2010 as investors fled equities for the safety of government bonds. The reason for this shift was a convergence of macroeconomic factors that gave the restraint side momentum in the absence of positive corporate earnings news. First, the sovereign debt concerns that have dogged Greece since early in the year spread to several other indebted European nations. European banks, meanwhile, have been slower than their North American and Asian counterparts in raising capital to deal with loan losses from the recession, leaving them vulnerable to further economic shocks.

In the U.S., consumers maintained moderate spending, but prudence led to a rise in the savings rate to 4%. The anemic job recovery and continued deleveraging have limited consumption. Capital expenditures and still historically low inventories have kept business activity firm. The markets will soon come to terms with the idea that interest rates must remain lower than usual as the economy takes extra time to heal.

Our investment thesis remains intact - moderately low interest rates, coupled with modest global economic growth will translate into a broadly constructive market for equities. While our view is generally positive, we recognize that the global economic recovery remains fragile. The portfolio remains positioned with a focus on high quality companies with stable cash flows and attractive dividend yields.

Equity Allocation



Top Ten Holdings

Bank of America Corp.	3.7%
Eli Lilly Co.	2.5%
Microsoft Corp.	2.5%
Johnson & Johnson	1.3%
Merck & Co.	2.3%
J.P. Morgan Chase Co.	2.2%
Roche Holding AG	1.8%
Westfield Group	1.8%
Union Pacific Corp.	1.5%
Diageo	1.5%

As of June 30, 2010 (CAD\$)	Trailing Periods					Calendar Years		
	MRQ	YTD	1 Year	2 Years	3 Years	2009	2008	2007
Gross Returns	-8.4	-6.7	9.6	-1.1	-5.8	29.9	-22.4	-8.7
Benchmark	-7.8	-7.7	3.0	-7.9	-9.5	15.5	-27.0	-4.4
Excess Returns	-0.6	1.0	6.6	6.8	3.7	14.4	4.6	-4.3
Standard Deviation	---	---	12.4	17.7	15.6	15.8	19.1	5.8
Annualized Alpha	---	---	5.9	7.1	3.6	15.4	8.6	-4.1
Tracking Error	---	---	3.5	6.7	6.1	7.4	5.0	3.7
Information Ratio	---	---	1.9	1.0	0.6	1.9	0.9	-1.2
Sharpe Ratio	---	---	0.7	-0.1	-0.5	1.9	-1.3	-2.3

The indicated rates of return are historical simple total returns (1 year) or average annual compound total returns (2 and 3 years). All performance returns are gross of fees and based on the CI Signature Select Global Equity Fund, a prospectus I-Class mutual fund strategy. This fund was not a reporting issuer during the period prior to July 14, 2010 and the expenses of the Fund would have been higher during this period as the Fund would have been subject to additional regulatory requirements applicable to a reporting issuer. The benchmark for the institutional strategy may differ from the mutual fund strategy. Investment returns will fluctuate. Past performance is not a reliable indicator of future performance. CI Institutional Asset Management and the CI Institutional Asset Management logo are trademarks of CI Investments Inc.™ Signature Global Advisors is a trademark of CI Investments Inc.